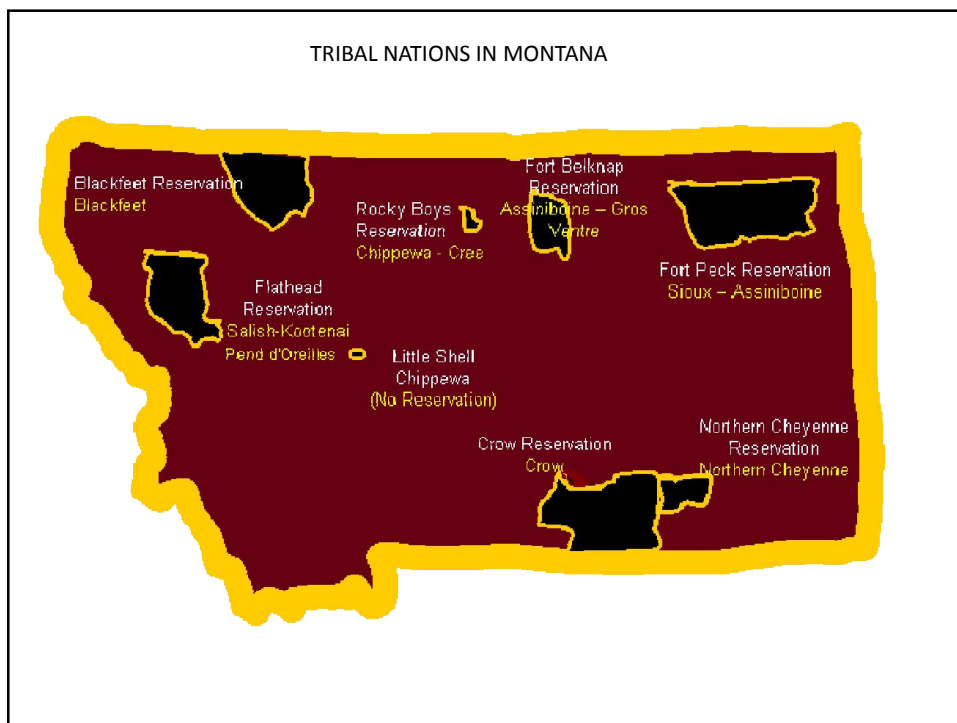
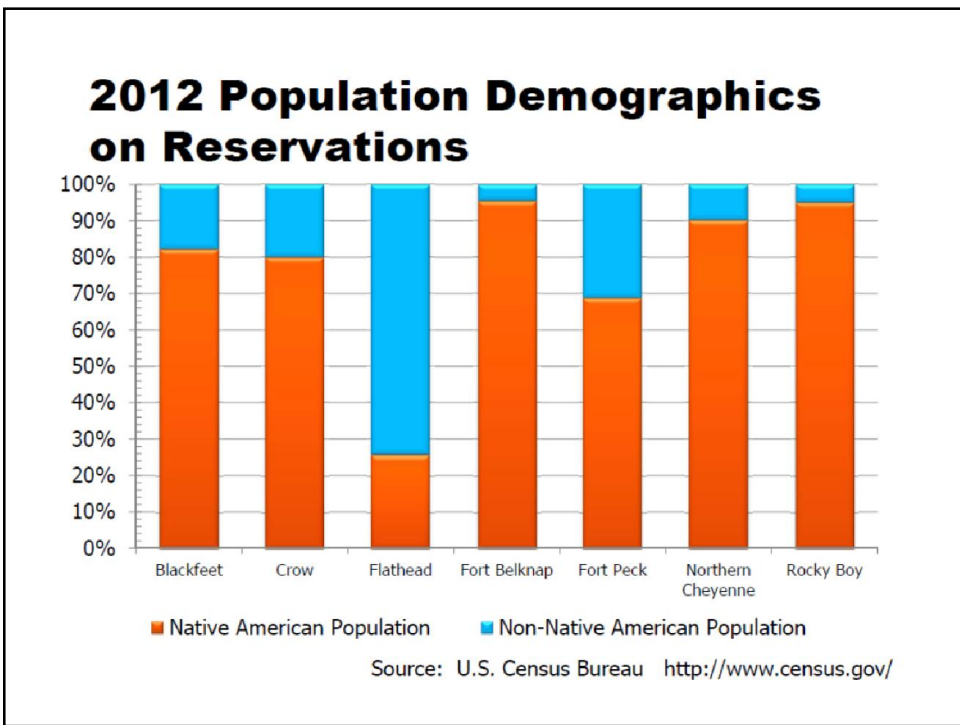
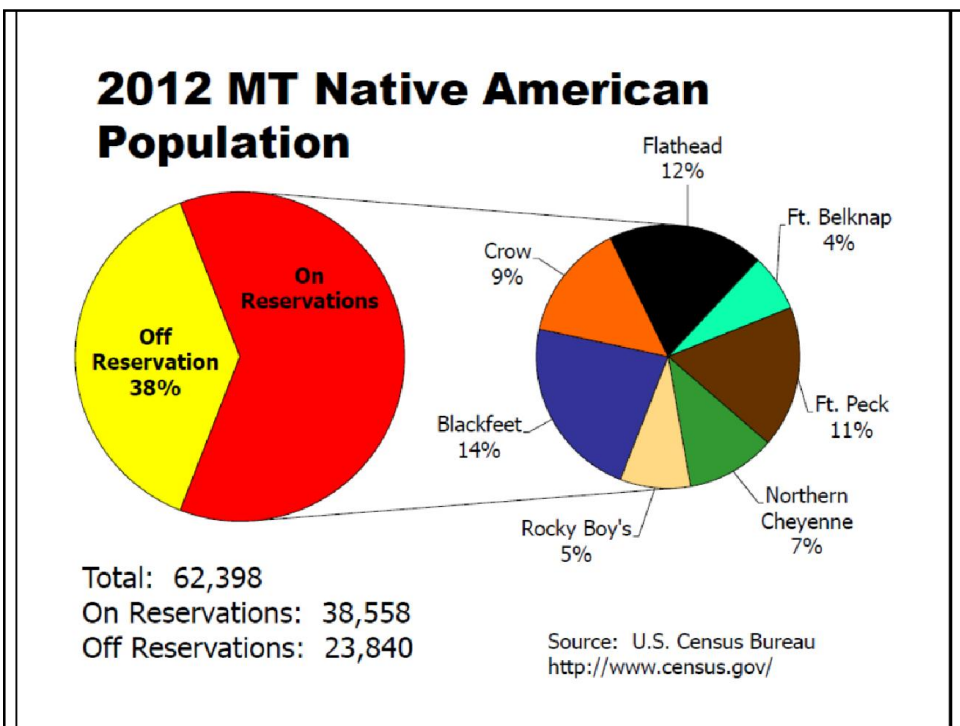


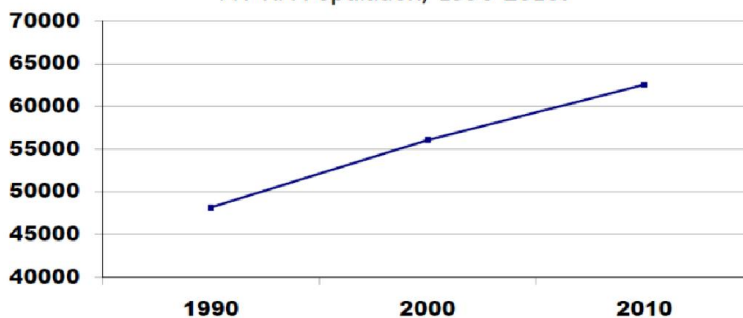
# MONTANA NATIVE AMERICAN FATALITY REVIEW





## MT NA Population Trends

MT NA Population, 1990-2010:



Total population change 2000-2010: 9.7%  
 NA population change 2000-2010: 11.6%  
 Total population change 1990-2010: 23.7%  
 NA population change 1990-2010: 29.8%

Source: U.S. Census Bureau  
<http://www.census.gov/>

### Native American Fatality Review Team

Name	Position	Organization	City
Beki Brandborg	Team Facilitator	Facilitator	Helena
Carla Lott	Native American Liaison	US Senator Jon Tester	Helena
Charles Robison	State Director & Legal Counsel	US Congressman Steve Daines	Helena
Cristy Taltavull	Special Agent	FBI	Havre
Danna Jackson	AUSA/Tribal Liaison	US Attorney/District of MT	Helena
Earl Sutherland, Jr.	Psychologist/ Medical Director	Big Horn Valley Health Cntr.	Hardin
Erin Harris-Church	MSW, Child Protection Specialist	BIA	Billings, MT
Georgette Boggio	Former County Attorney	Big Horn County	Hardin, MT
Joan Eliel	Team Coordinator	MT DOJ-Victim Services	Helena
Kelly McDonald	Tribal Prosecutor	CSK Tribal Court	Pablo
Matthew Dale	Director	Office of Victim Services	Helena
Mistee Doore	Tribal Prosecutor	Blackfeet Tribal Court	Browning
Richard Jackson	Chief Judge	Fort Peck Tribal Courts	Poplar
Roni Rae Brady	Chief Judge	Northern Cheyenne	Lame Deer
Stephanie Iron Shooter	Caring Schools Coordinator	MT Office of Public Instruction	Billings
Thomas Limberhand	Cultural Advisor/Victim Advocate	Chippewa Cree DHS	Box Elder
Toni Plummer-Alvernaz	Director	MT Native Women's Coalition	Glasgow
Melissa Schlichting	Assistant Attorney General	Indian Law Division	Helena
Trina Wolf Chief	DV Advocacy Coordinator	Chippewa Cree Tribe	Box Elder
Wendy Running Crane	BIA Victim Witness Specialist	BIA	Browning



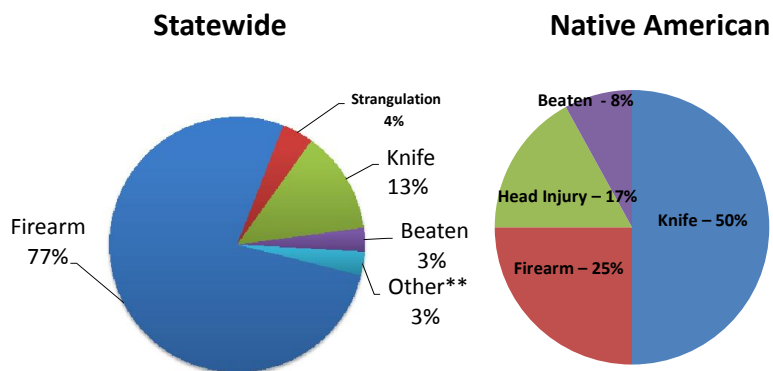
**INDIAN COUNTRY TRENDS IN MONTANA**

- Native Americans are victims of Intimate Partner Homicide (IPH) at an elevated rate. While constituting approximately 7% of the state's population, they make up 14% of IPH incidents and 10% of IPH deaths.
- Statewide, in 30% of IPH the killer is a female. In Indian Country that number = 58%.
- Off-Reservation, men tend to use firearms when killing their partner; women most often use a knife. In Indian Country female-perpetrated deaths, knives have been used more than 80% of the time.
- All Native American IPH incidents involve NA victims and perpetrators – no non-Natives.
- There have been no Native American familicides.



- **Overall, Native American IPH deaths in MT have declined in the past two years. Last month, however, there were 2 IPH events on two different Reservations within one week, resulting in the deaths of one man and one woman. Native Americans continue to be victims of intimate partner homicide at a disproportionate rate in our state.**

## TYPE OF WEAPON USED



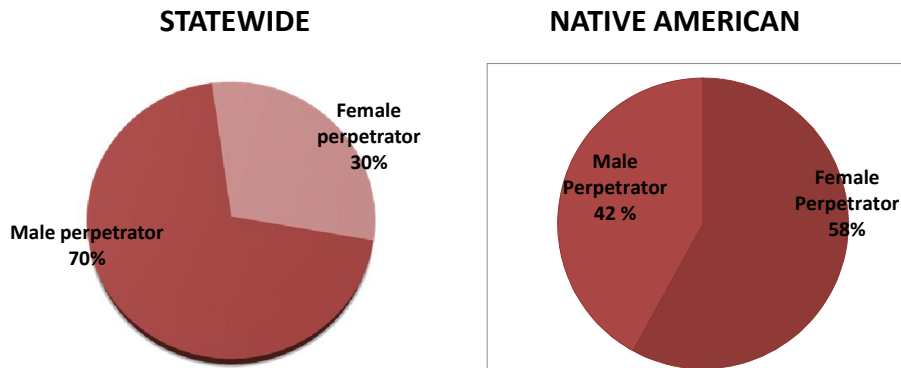
Fatalities due to IPH in Montana Since 2000/127 Deaths as of November 22, 2014

Fatalities include victims, perpetrators, and children who died in 84 IPH Events

\*\* Other: Run Over, Hanging, Suffocation, Pushed off a Cliff

-- Source: MT Department of Justice, Office of Victim Services

## GENDER



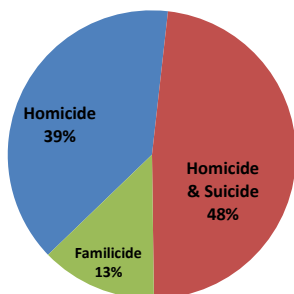
Fatalities due to IPH in Montana Since 2000/127 Deaths as of November 22, 2014

Fatalities include victims, perpetrators, and children who died in 84 IPH Events

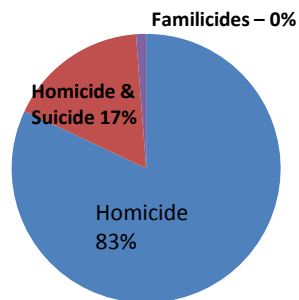
-- Source: MT Department of Justice, Office of Victim Services

## TYPE OF DEATH

STATEWIDE



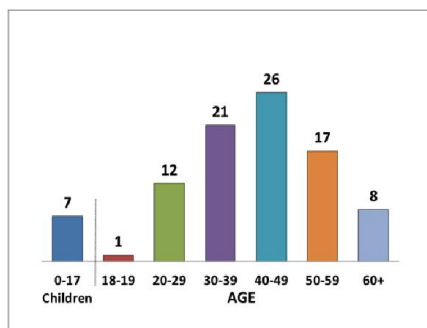
NATIVE AMERICAN



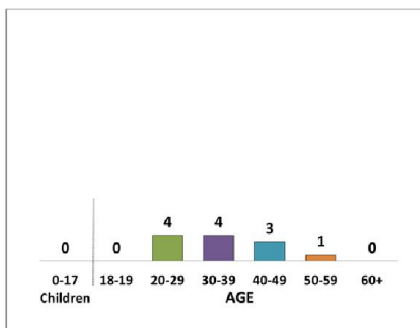
Fatalities due to IPH in Montana Since 2000/127 Deaths as of November 22, 2014  
 Fatalities include victims, perpetrators, and children who died in 84 IPH Events  
 -- Source: MT Department of Justice, Office of Victim Services

## AGE RANGE OF VICTIMS

STATEWIDE



NATIVE AMERICAN



\* Includes 7 children, 84 primary victims, 1 girlfriend; Excludes 335 perpetrators  
 Source: MT Department of Justice, Office of Victim Services

